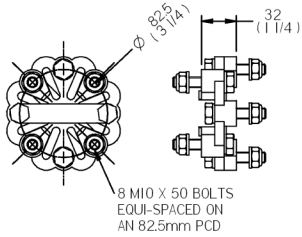
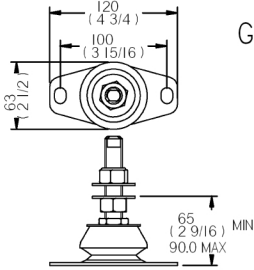


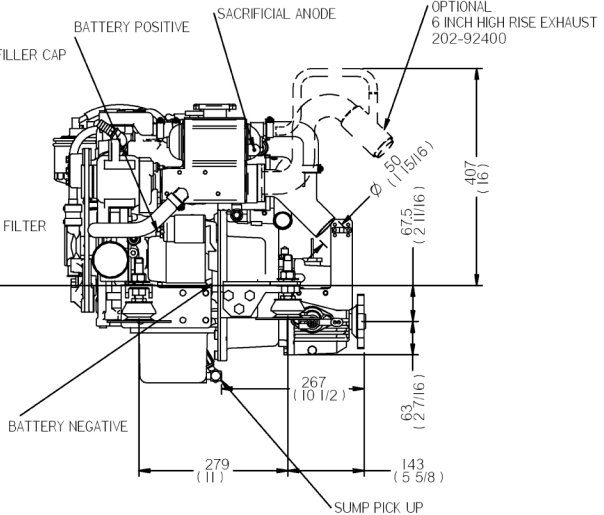
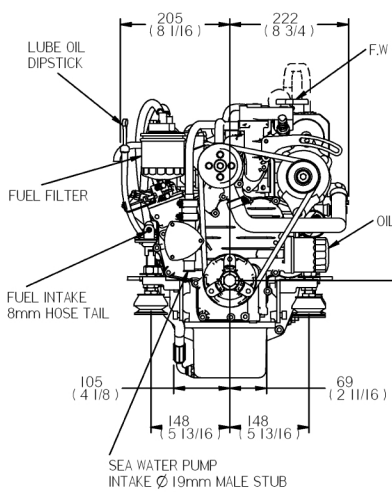
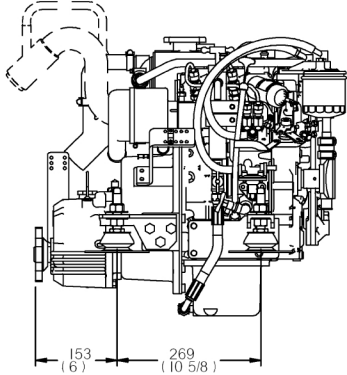
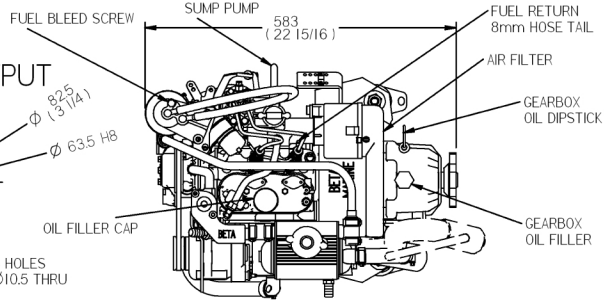
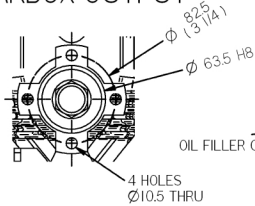
FLEXIBLE COUPLING DETAILS



FLEXIBLE MOUNT DETAILS



GEARBOX OUTPUT



REV	DESCRIPTION	DATE	APP'D	DRAWN
01	FUEL FILTER, H/E TANK AND AIR FILTER	01/10/01	LT	TW
02	CALORIFIERS AND TIER2 CLOSED BREATHER	27/03/07	LT	TW

Measurements are in: mm (Inch to the closest 1/16)

TITLE **BETA 14 HEAT EXCHANGE TMC40**  
**ATOMIC FEET**

DIMENSIONS IN MM (INCH)  
DO NOT SCALE

**BETA MARINE** +1(206)8192439  
INFO@BETAMARINEENGINES.COM WWW.BETAMARINEENGINES.COM

DRAWN BY: TW	SIZE A4	DWG NO. 100-01973	REV 02
CHECKED BY: LT	SCALE NTS	PAGE 1 of 1	DATE 05/10/2007